

614 Miniature cartridge Fuse



Main Characteristics

Miniature cartridge fuse; Time-Lag(T)

Standard

UL-248-14

Materials

Tube: Ceramic Tube
 End Caps: Nickel plated brass
 Axial Leads: Nickel plated caps
 Tin plated copper wires

Operating Temperature

-55°C to +125°C

Storage Conditions

+10°C to +60°C
 Relative humidity: ≤75% yearly average
 Without dew, maximum 30 days at 95%

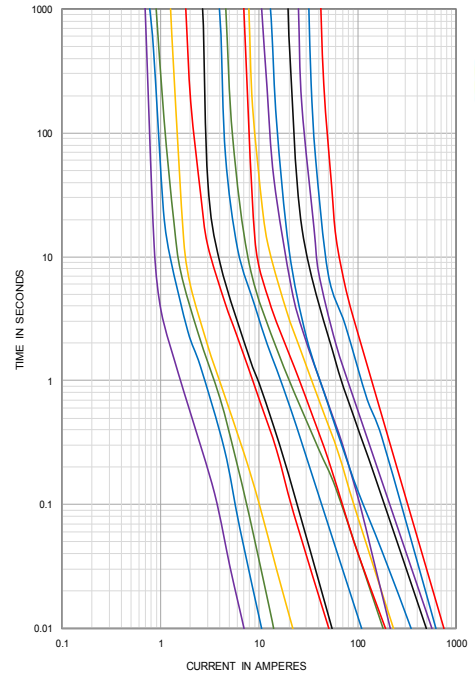
Vibration Resistance

24 cycles at 15 min. each (60068-6)
 10-60Hz at 0.75mm amplitude
 60-2000Hz at 10g acceleration

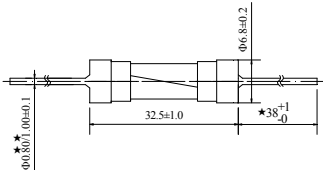
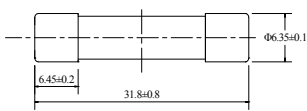
Soldering Parameters

260°C. ≤5 sec (Wave Soldering)
 350°C. ≤3 sec (Hand Soldering)
 Soldering Peak:
 260°C. 10 sec. (IEC 60068-20)

Average Time Current(I-T Curve)



Dimensions (unit: mm)



★500mA~12.5A Φ0.8mm
 15A~30A Φ1.0mm

Time vs Current Characteristics: UL248-14

Rated Current	100%	135%	200%
500mA~30A	>4h	<1h	5s~60s



Electrical Characteristics at 25°C

Amp	Rated Current	Rated voltage	Typical Cold Resistance (mΩ)	Nominal Melting I ² t(A ² sec)	Breaking Capacity	Approvals			
						TUV	cULus	cURus	PSE
0500	500mA	125V AC 250V AC	1000	0.49	10KA/125V AC 35A/250V AC	●	●	○	○
0630	630mA		840	1.10		●	●	○	○
0800	800mA		517	1.96		●	●	○	○
1100	1.00A		353	4.84	10KA/125V AC 100A/250V AC	●	●	○	○
1125	1.25A		228	6.76		●	●	○	○
1160	1.60A		210	28.62		●	●	○	○
1200	2.00A		123.3	30.25		●	●	○	○
1250	2.50A		85.0	47.61		●	●	○	○
1300	3.00A		80.23	121		●	●	○	○
1315	3.15A		76.46	132		●	○	○	○
1400	4.00A		37.5	324		●	○	●	○
1500	5.00A		34.0	361	10KA/125V AC 200A/250V AC	●	○	●	○
1600	6.00A		28.5	462		●	○	●	○
1800	8.00A		12.6	676		●	○	●	○
2100	10.00A		8.10	1190		●	○	●	○
2120	12.00A		6.80	1640		●	○	●	○
2150	15.00A		5.20	2500		●	○	●	○
2160	16.00A		5.00	2601		○	○	●	○
2200	20.00A		3.90	3249		●	○	●	●
2250	25.00A		2.55	7225	400A/125V AC 100A/250V AC	●	○	●	●
2300	30.00A	2.00	8081	●		○	●	●	

Note: (1) Permissible continuous operating current is ≤100% at ambient temperature of 23°C (73.4°F)
 (2) The PSE certification only by 250V, and the breaking capacity is 100A.
 (3) The current values used for calculating I²T should be within the standard range of 8ms ~ 10ms.

Ordering Information

Series	Amp Code	Supplementary Code	Qty
614			

